

Puebla Comunicaciones ESTADO DE PUEBLA

Estado Analítico de Ingresos Presupuestales Del 01/ene/2018 Al 31/mar/2018

 Usr: SUPERVISOR
 Rep: rptEstadoPresupuestoIngresosRB_CP

 Fecha y hora de Impresión | 16/abr/2018
 11:28 a.m.

| Rubros de los Ingresos | Ingreso | | | | | Diferencia |
|---|-------------------------|------------------------------|-------------------------|-------------------------|-------------------------|----------------------|
| | Estimado | Ampliaciones / (Reducciones) | Modificado | Devengados | Recaudado | |
| INGRESOS DERIVADOS DE FINANCIAMIENTOS | \$0.00 | \$0.00 | \$0.00 | \$0.00 | \$0.00 | 0.00 |
| IMPUESTOS | \$0.00 | \$0.00 | \$0.00 | \$0.00 | \$0.00 | 0.00 |
| CUOTAS Y APORTACIONES DE SEGURIDAD SOCIAL | \$0.00 | \$0.00 | \$0.00 | \$0.00 | \$0.00 | 0.00 |
| CONTRIBUCIONES DE MEJORAS | \$0.00 | \$0.00 | \$0.00 | \$0.00 | \$0.00 | 0.00 |
| DERECHOS | \$0.00 | \$0.00 | \$0.00 | \$0.00 | \$0.00 | 0.00 |
| PRODUCTOS | \$2,500,000.00 | \$0.00 | \$2,500,000.00 | \$1,914,544.05 | \$1,914,544.05 | -585,455.95 |
| Corriente | \$2,500,000.00 | \$0.00 | \$2,500,000.00 | \$1,914,544.05 | \$1,914,544.05 | -585,455.95 |
| Capital | \$0.00 | \$0.00 | \$0.00 | \$0.00 | \$0.00 | 0.00 |
| APROVECHAMIENTOS | \$0.00 | \$0.00 | \$0.00 | \$0.00 | \$0.00 | 0.00 |
| Corriente | \$0.00 | \$0.00 | \$0.00 | \$0.00 | \$0.00 | 0.00 |
| Capital | \$0.00 | \$0.00 | \$0.00 | \$0.00 | \$0.00 | 0.00 |
| INGRESOS POR VENTAS DE BIENES | \$6,151,124.47 | \$0.00 | \$6,151,124.47 | \$1,778.60 | \$1,778.60 | -6,149,345.87 |
| PARTICIPACIONES Y APORTACIONES | \$0.00 | \$0.00 | \$0.00 | \$0.00 | \$0.00 | 0.00 |
| TRANSFERENCIAS, ASIGNACIONES, SUBSIDIOS Y OTRA AYUDAS | \$160,894,613.00 | \$142,912,277.30 | \$303,806,890.30 | \$209,530,271.98 | \$209,530,271.98 | 48,635,658.98 |
| Total | \$169,545,737.47 | \$142,912,277.30 | \$312,458,014.77 | \$211,446,594.63 | \$211,446,594.63 | 41,900,857.16 |

| Estado Analítico de Ingresos por Fuente de Financiamiento | Ingreso | | | | | Diferencia |
|---|----------|------------------------------|------------|------------|-----------|------------|
| | Estimado | Ampliaciones / (Reducciones) | Modificado | Devengados | Recaudado | |

Ingresos del Gobierno

| | | | | | | |
|--------------------------------|----------------|--------|----------------|----------------|----------------|-------------|
| IMPUESTOS | \$0.00 | \$0.00 | \$0.00 | \$0.00 | \$0.00 | 0.00 |
| CONTRIBUCIONES DE MEJORAS | \$0.00 | \$0.00 | \$0.00 | \$0.00 | \$0.00 | 0.00 |
| DERECHOS | \$0.00 | \$0.00 | \$0.00 | \$0.00 | \$0.00 | 0.00 |
| PRODUCTOS | \$2,500,000.00 | \$0.00 | \$2,500,000.00 | \$1,914,544.05 | \$1,914,544.05 | -585,455.95 |
| Corriente | \$2,500,000.00 | \$0.00 | \$2,500,000.00 | \$1,914,544.05 | \$1,914,544.05 | -585,455.95 |
| Capital | \$0.00 | \$0.00 | \$0.00 | \$0.00 | \$0.00 | 0.00 |
| APROVECHAMIENTOS | \$0.00 | \$0.00 | \$0.00 | \$0.00 | \$0.00 | 0.00 |
| Corriente | \$0.00 | \$0.00 | \$0.00 | \$0.00 | \$0.00 | 0.00 |
| Capital | \$0.00 | \$0.00 | \$0.00 | \$0.00 | \$0.00 | 0.00 |
| PARTICIPACIONES Y APORTACIONES | \$0.00 | \$0.00 | \$0.00 | \$0.00 | \$0.00 | 0.00 |

Ingresos de Organismos y Empresas

| | | | | | | |
|---|------------------|------------------|------------------|------------------|------------------|---------------|
| CUOTAS Y APORTACIONES DE SEGURIDAD SOCIAL | \$0.00 | \$0.00 | \$0.00 | \$0.00 | \$0.00 | 0.00 |
| INGRESOS POR VENTAS DE BIENES | \$6,151,124.47 | \$0.00 | \$6,151,124.47 | \$1,778.60 | \$1,778.60 | -6,149,345.87 |
| TRANSFERENCIAS, ASIGNACIONES, SUBSIDIOS Y OTRA AYUDAS | \$160,894,613.00 | \$142,912,277.30 | \$303,806,890.30 | \$209,530,271.98 | \$209,530,271.98 | 48,635,658.98 |




Puebla Comunicaciones
ESTADO DE PUEBLA
Estado Analítico de Ingresos Presupuestales
Del 01/ene/2018 Al 31/mar/2018


Usr: SUPERVISOR
 Rep: rptEstadoPresupuestoIngresosRB_CP

Fecha y | 16/abr/2018
 hora de Impresión | 11:28 a.m.


| Rubros de los Ingresos | Ingreso | | | | | Diferencia |
|---|-------------------------|---------------------------------|-------------------------|-------------------------|-------------------------|----------------------|
| | Estimado | Ampliaciones / (Reducciones) | Modificado | Devengados | Recaudado | |
| Ingresos Derivados de Financiamiento | | | | | | |
| INGRESOS DERIVADOS DE FINANCIAMIENTOS | \$0.00 | \$0.00 | \$0.00 | \$0.00 | \$0.00 | 0.00 |
| Total | \$169,545,737.47 | \$142,912,277.30 | \$312,458,014.77 | \$211,446,594.63 | \$211,446,594.63 | 41,900,857.16 |



 RICARDO GUTIÉRREZ LOYOLA
 DIRECTOR GENERAL



 JUAN CARLOS GAZAL DE ANDA
 DIRECTOR ADMINISTRATIVO



 EDGAR OCTAVIANO EMILIO
 SUBDIRECTOR DE RECURSOS FINANCIEROS

"Bajo protesta de decir verdad declaramos que los estados financieros y sus notas, son razonablemente correctos y son responsabilidad del emisor."